

READ THIS MANUAL BEFORE PROCEEDING WITH
THE INSTALLATION.
FAILURE TO FOLLOW THE INSTALLATION INSTRUCTIONS
MAY VOID YOUR WARRANTY!

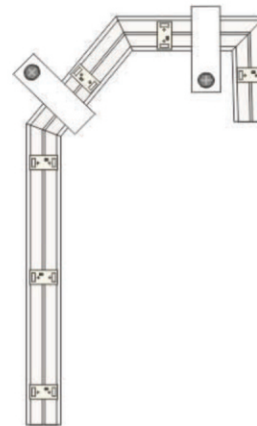


**DO NOT USE
WIRENUT CONNECTORS**

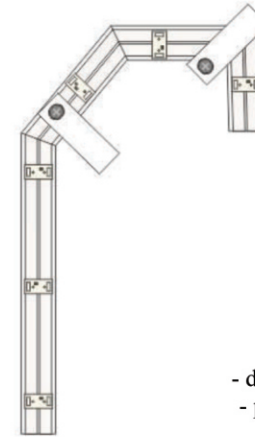
**FOR SECONDARY LOW VOLTAGE
WIRING USE 12AWG CLASS II WIRE ONLY**

Installation of HRL-SC Support

CORRECT



INCORRECT



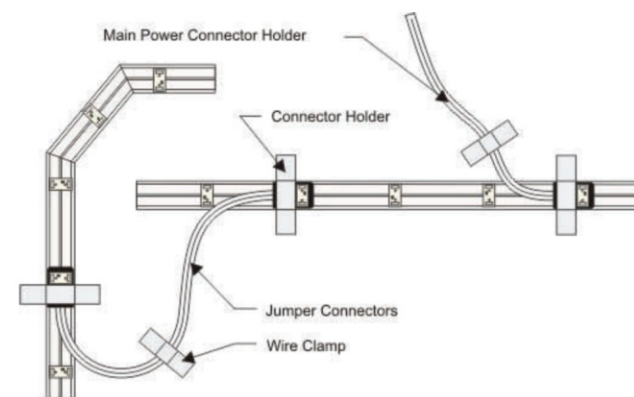
DO NOT ...

- drive the screw through the strip
- put the clamp over strip bends

**Doing so may permanently damage system
and cause a short circuit!**

ATTACHMENT 3.

Installation of HRL-JC Jumper Connector:



DO NOT ...

- exceed 12ft total footage of both strips together
- use more than one jumper connector in the same run
- manage or move wires without connector holder installed

Doing so may cause permanent damage or malfunction of the system!

ATTACHMENT 4.